



District Report Card: 2017


State: Bihar	District: Vaishali
Class: 3	Subject: Language
Schools: 61	Students: 1298


Participation/Coverage


Students

<div>GENDER</div> <div></div>	Boys		Girls	
	Number	%	Number	%
	602	46.38	696	53.62

<div>AREA</div> <div></div>	Rural		Urban	
	Number	%	Number	%
	1251	96.38	47	3.62

<div>CATEGORY</div> <div></div>	SC		ST		OBC		GEN	
	Number	%	Number	%	Number	%	Number	%
	432	33.28	5	0.39	758	58.40	103	7.94

<div>CWSN</div> <div></div>	LD	VI	HI	S&LD	ID	Oth
	1	0	1	0	2	3

<div>Management</div> <div></div>	Government		Government-aided	
	Number	%	Number	%
	1298	100.00	0	0.00

Average Performance of Students in Language (%)

Overall	Gender		Area		Management		Social Group			
	Male	Female	Rural	Urban	Govt.	Aided	SC	ST	OBC	GEN
66.44	67.09	65.87	66.12	74.75	66.44	0.00	62.42	42.67	68.89	66.34

Performance on Learning Outcomes (LOs)

Learning Outcomes	Description	Average Performance(%)
L304	Reads small texts with comprehension i.e., identifies main ideas, details, sequence and draws conclusions	67.02
L312	Reads printed scripts on the classroom walls: poems, posters, charts etc.	65.27

Range of Performance of Students who Answered Correctly							
Below 30%		30% - 50%		50% - 75%		Above 75%	
Number	%	Number	%	Number	%	Number	%
114	8.78	215	16.56	434	33.44	535	41.22

Lowest Performing Learning Outcomes (LOs)

1 - Reads printed scripts on the classroom walls: poems, posters, charts etc. (65.27)

2 - Reads small texts with comprehension i.e., identifies main ideas, details, sequence and draws conclusions (67.02)